

IC CATHOLIC PREP

AP CALCULUS SUMMER REVIEW/SUPPLY LIST

I hope you have had a restful and enjoyable summer so far. I look forward to teaching you in AP Calculus. I hope to instill in you a love (or least an appreciation) for Calculus. If you are willing to work hard, you can all be successful! I look forward to a great year.

Supplies for AP Calculus:

- * 3 or 5 subject notebook for taking notes
- * separate notebook for homework (optional) or pack of paper
- * pack of graph paper
- * graphing calculator TI-84+

Summer Review

The summer review will be an assignment on Delta Math. You will find instructions below for adding a new teacher so you can join AP Calculus 20-21. Please take the time to watch the instructional video linked here for IMPORTANT getting started tips. This video will show you how to access the assignment, how to navigate between topics, how the assignment is scored, available help and resources, and how to enter your answers correctly.

<https://www.youtube.com/watch?v=wyk2jjEvs4U&feature=youtu.be>

A few notes:

- All work must be done on a separate piece of paper. Please label the problems (Interval and Inequality Notation #1, #2, etc) and SHOW WORK. **You must show work to get credit.** (There are a few problems where work is not necessary.) You must bring this to class on the first day.
- When you log in, you will be taken to a screen which lists all of the tasks you have to complete. The overall progress and grade are recorded as you complete assignments. Your score and progress are located at the top. Make sure to note how many problems you must get correct to complete the task. If a task says 0/2, then two problems are required.
- You have 2 attempts at a problem. If you get a problem wrong, try to find your mistake and correct it. Otherwise you will have to deal with a penalty.
- Explanation of penalty:
When you set "Required" equal to "5" problems to a student on DeltaMath, that's all they would need to do if they got 5 in a row correct and nothing wrong, but the default "penalty" on DeltaMath is "1 off" which means for each incorrect answer their score will drop by 1. So if they get 3 right (their score is 3) then one wrong (their score drops to 2), they would then need to get 3 more right in a row to reach a score of 5 (even though they got 6 right and 1 wrong).
- Once you click on the assignment, you can use the "**Show Example**" tool to provide help. When you are ready to provide an answer, enter in the appropriate space. Then click "Submit Answer". **Directions for how to submit answers are included in the video link.** ***IMPORTANT: to go back to the list of assignments, please use the "Back" button on the website, NOT the back button in your browser!***

If you have any questions on this review, you can email me at midasek@iccatholicprep.org

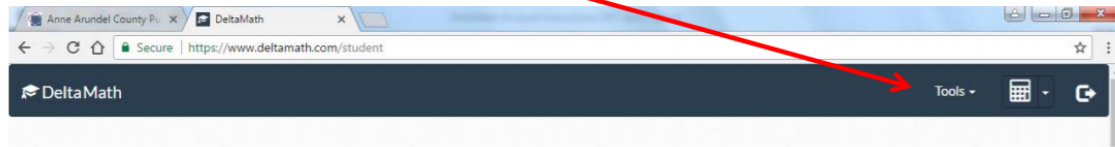
There will be a test covering all material in this review within the first few days of school.

Instructions for adding a teacher for THOSE WHO ALREADY HAVE A DELTA MATH account with me:

IF YOU ALREADY HAVE A DELTA MATH ACCOUNT:

Click on the TOOLS button in upper right corner.

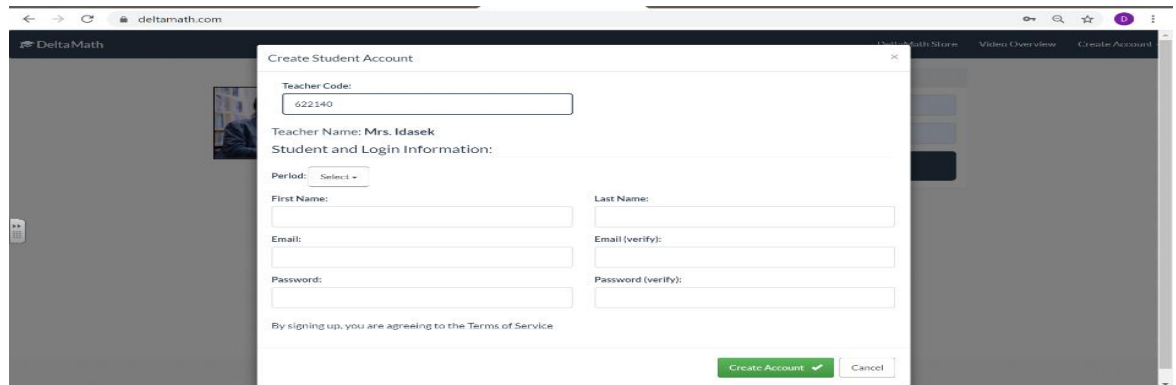
Log into your account and click on the tools button.



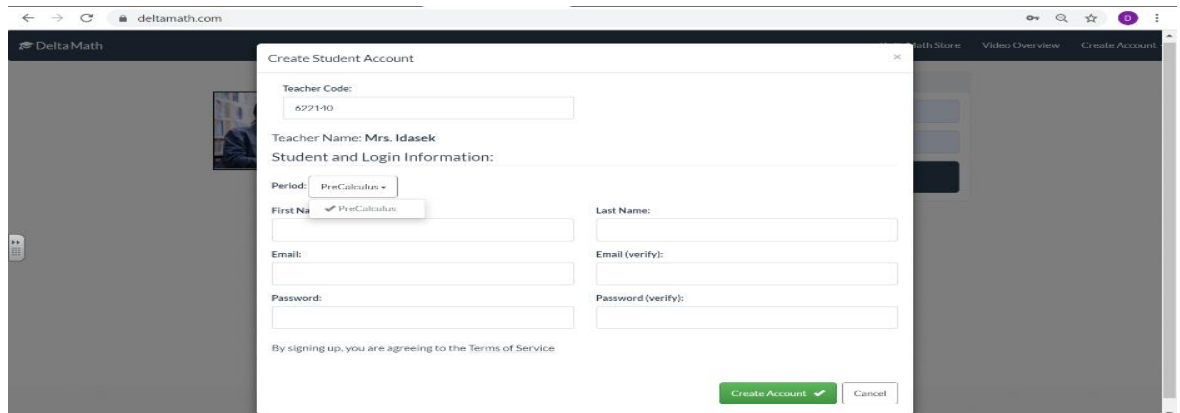
Choose Manage Teacher/Login. Under Teacher/Class Information click the edit button and choose AP Calculus 20-21.

Instructions for creating a Delta Math account:

1. Go to www.deltamath.com.
2. Choose Create Account. Select Student on the pull-down menu.
3. Enter Teacher Code: 622140
4. Verify that the screen says Teacher Name: Mrs. Idasek, like below.



5. Pull down the Period menu and select AP Calculus 20-21.



6. Fill out your First and Last Name, making sure to use your given name. Use your school email for the email and create a password. Make sure to write down your password.
7. Click Create Account.